
Regn løs 1

Tal løs

Tal
1. klasse

Navn og klasse

Tal løs

Skriv datoen når du har afsluttet en opgave.


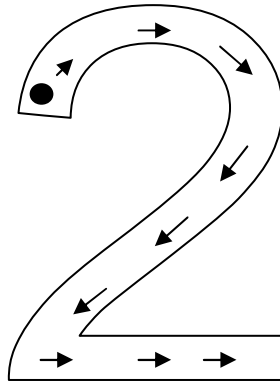
Opgave / Værksted	Dato	Godkendt
1. Skriv pænt 2		
2. Hvor mange?		
3. Prik til prik		
4. Hvor mange penge?		
5. Skriv pænt 3		
6. Plus		
7. Tallinie		
8. Skriv pænt		
9. Hvilket tal mangler?		
10. Del i 10'ere		
11. Skriv pænt 5		
12. Hvilket tal mangler?		
13. Hvor mange?		



Regn Løs 1: Tal løs er udarbejdet af Maiken Gagner og Malte von Sehested til brug i matematikundervisningen på Utterslev Skole. Materialet må frit kopieres og redigeres så længe Creative Commons Licensen overholdes. Dette betyder at materialet ikke må benyttes kommercielt og at redigeret materiale skal udgives på samme vilkår som dette materiale. Læs mere på www.creativecommons.dk eller på www.maltematik.dk.

1. Skriv pænt

Skriv 2-taller i bogstavhuset.



Four sets of handwriting practice lines. Each set consists of a top line, a middle line, and a bottom line, with a small staircase graphic at the bottom right of the bottom line.

Evaluering

Farv ansigterne


Hvor sjovt?



Hvor svært?






Materialer




2. Hvor mange?


Tæl og skriv tallet.



	6
---	----------

	
---	--

	
---	--

	
---	--

Evaluering

Farv ansigterne


Hvor sjovt?



Hvor svært?

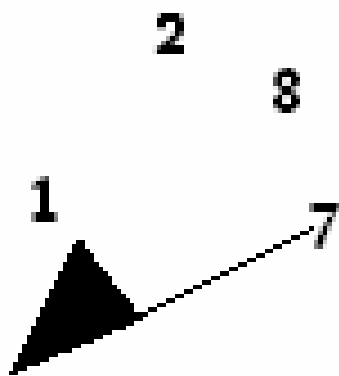
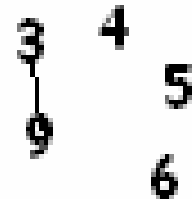



Materialer



3. Prik til prik

Tegn tegningen ved at tegne fra prik til prik. Farvelæg bagefter.



Evaluering

Farv ansigterne

Hvor sjovt?



Hvor svært?





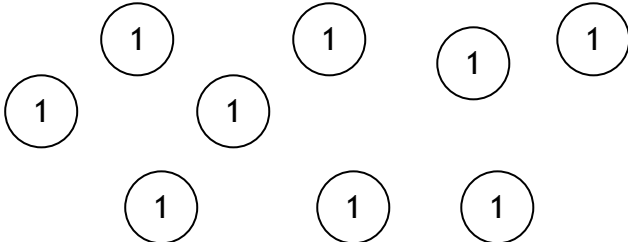
Materialer


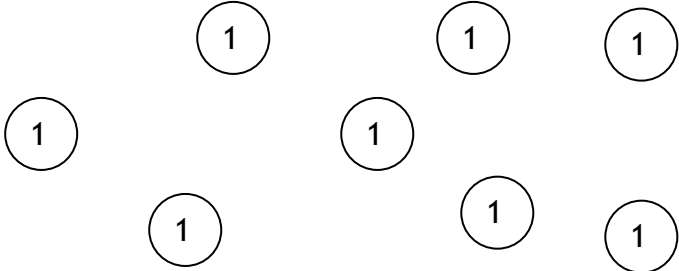



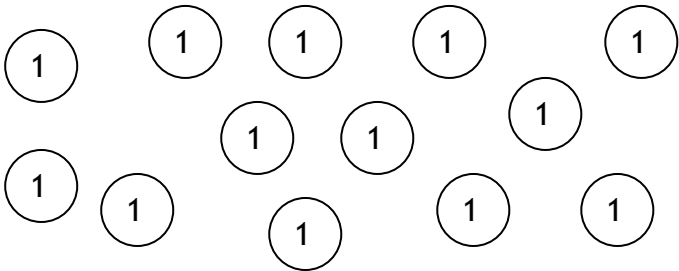
4. Hvor mange penge?

Sæt streger og tæl hvor mange penge der er.



9  

Evaluering

Farv ansigterne


Hvor sjovt?



Hvor svært?




Materialer



5. Skriv pænt

Skriv 3-taller i bogstavhuset.



Four sets of handwriting practice lines, each consisting of a top line, a middle line, and a bottom line with a staircase pattern on the right side.

Evaluering

Farv ansigterne


Hvor sjovt?



Hvor svært?




Materialer



6. Plus

Regn stykkerne.



$3 + 2 = \underline{\quad}$

$4 + 1 = \underline{\quad}$

$5 + 3 = \underline{\quad}$

$6 + 0 = \underline{\quad}$

$5 + 4 = \underline{\quad}$

$5 + 5 = \underline{\quad}$

$3 + 3 = \underline{\quad}$

$4 + 6 = \underline{\quad}$

$3 + 0 = \underline{\quad}$

$9 + 3 = \underline{\quad}$

Evaluering

Farv ansigterne


Hvor sjovt?



Hvor svært?

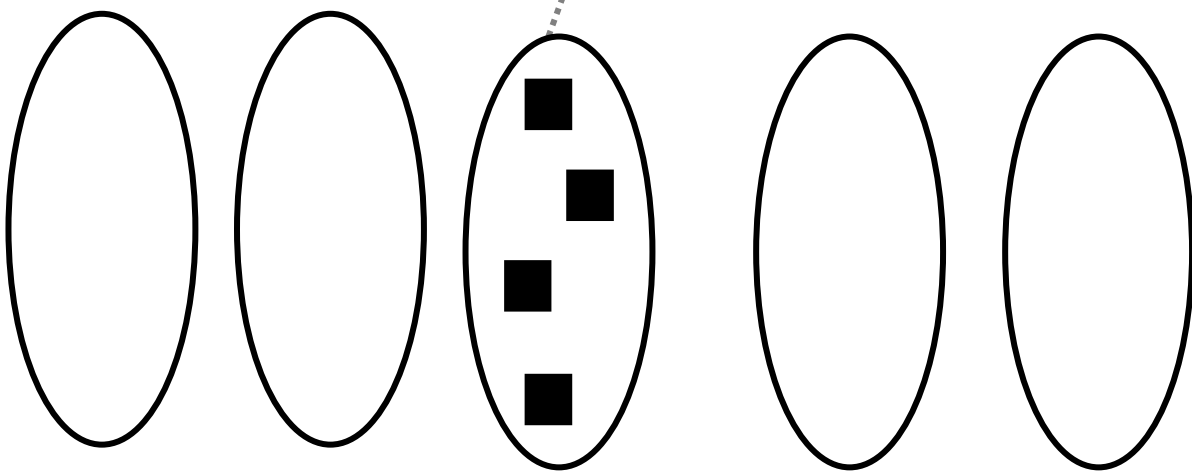
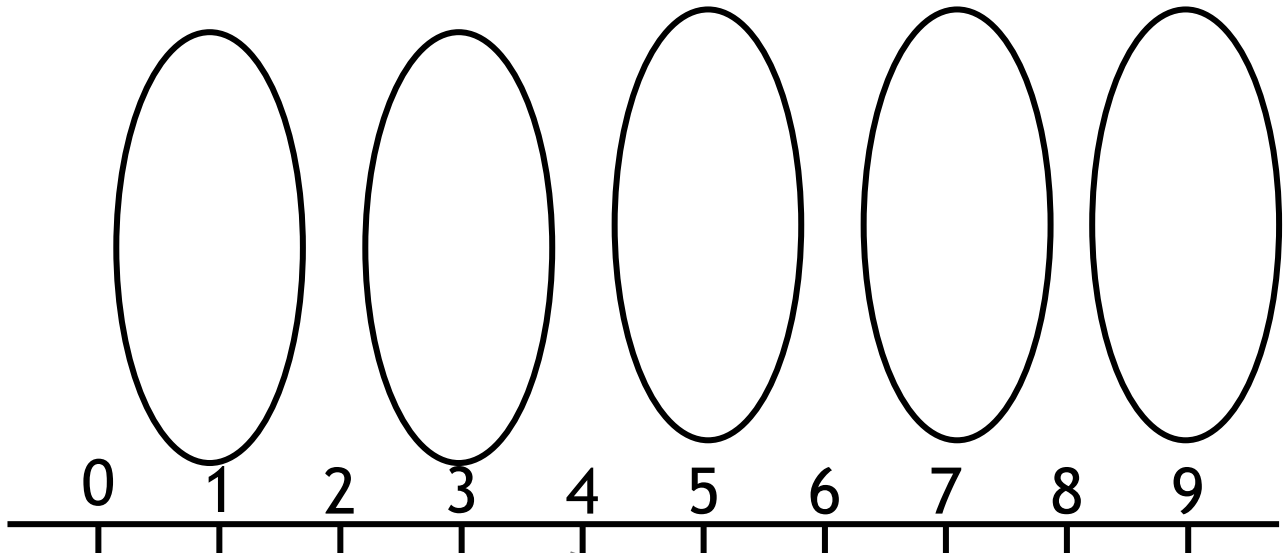



Materialer



7. Tallinie

Tegn firkanter og sæt streger til tallinien.



Evaluering

Farv ansigterne


Hvor sjovt?



Hvor svært?


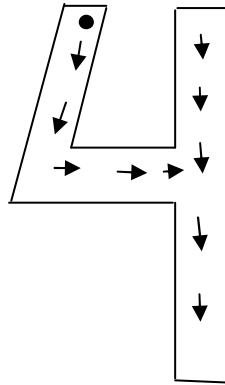


Materialer



8. Skriv pænt

Skriv 4-taller i bogstavhuset.



Four sets of handwriting practice lines, each consisting of a top line, a middle line, and a bottom line. The bottom line has a small staircase icon at the end.

Evaluering

Farv ansigterne

Hvor sjovt?



Hvor svært?




Materialer



9. Hvilket tal mangler?

Indsæt de manglende tal.



1	—	2	—	○	—	4	—	○
9	—	10	—	11	—	○	—	13
○	—	7	—	8	—	○	—	10
2	—	4	—	6	—	○	—	10

Evaluering

Farv ansigterne


Hvor sjovt?



Hvor svært?

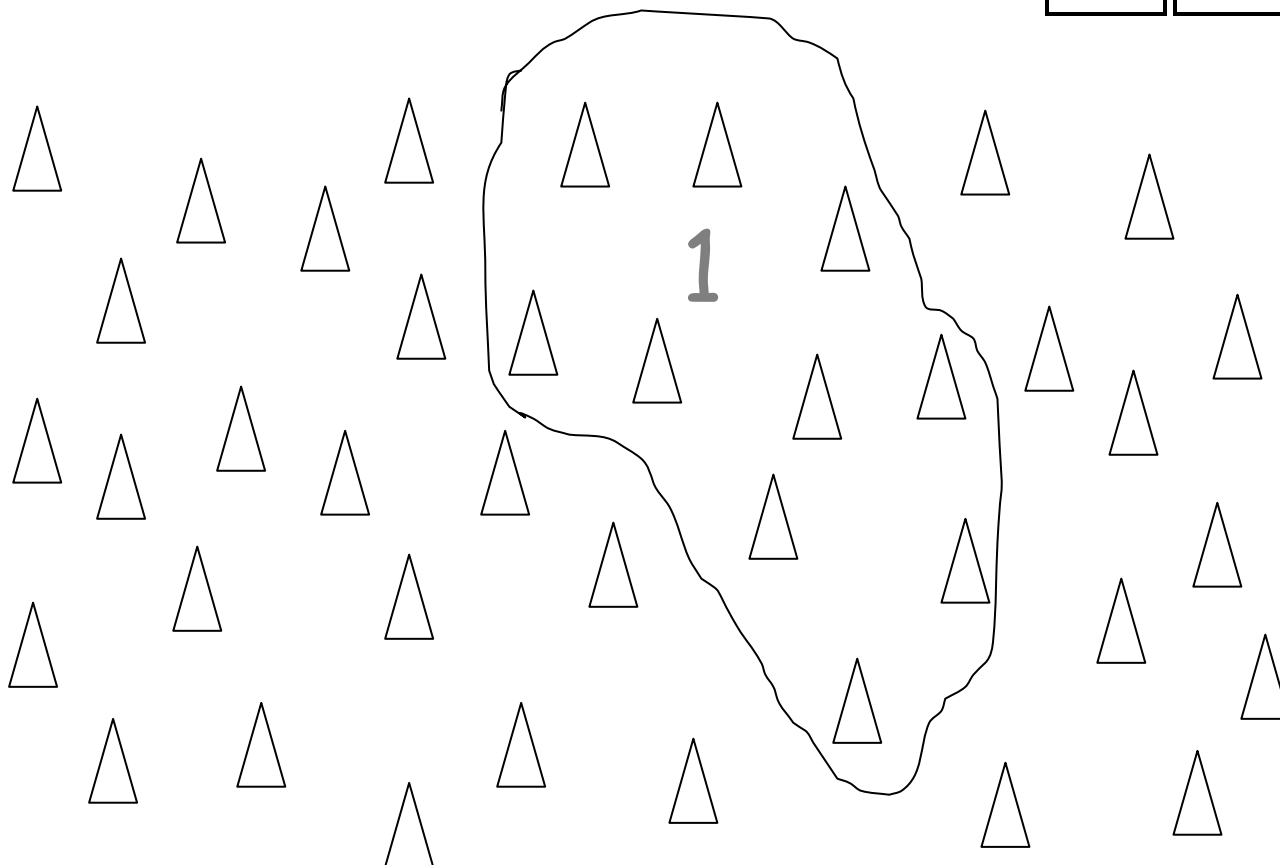



Materialer



10. Del i 10'ere

Tegn omkring 10 og tæl antallet af 10'er grupper.



Antal tiere:

Evaluering

Farv ansigterne


Hvor sjovt?



Hvor svært?


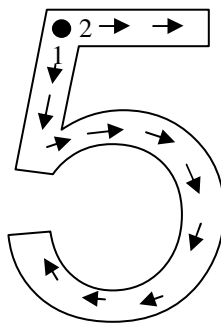


Materialer



11. Skriv pænt

Skriv 5-taller i bogstavhuset.



Four sets of handwriting practice lines. Each set consists of a top line, a middle line, and a bottom line, with a small staircase icon at the bottom right of each line to indicate the direction of writing.

Evaluering

Farv ansigterne


Hvor sjovt?



Hvor svært?




Materialer



12. Hvilket tal mangler?

Indsæt de manglende tal.



3	4		6	
11	12	13		15
	1	2		4
17	18	19		21

Evaluering

Farv ansigterne


Hvor sjovt?



Hvor svært?

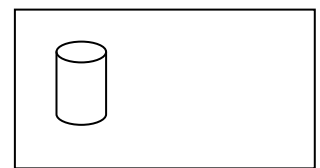
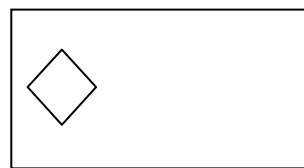
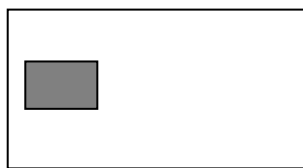
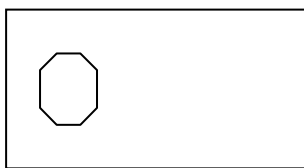
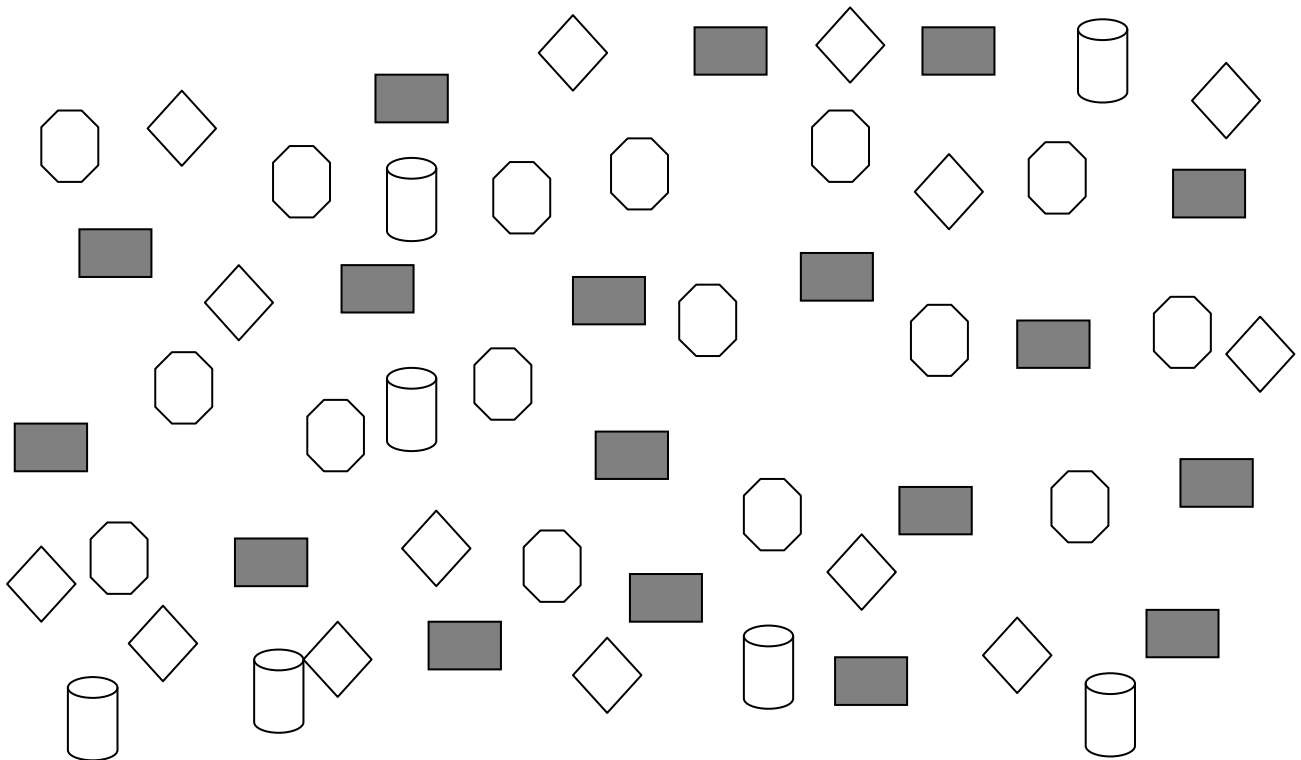



Materialer



13. Hvor mange?

Tæl hvor mange af hver figur der gemmer sig i tegningen.



Evaluering

Farv ansigterne


Hvor sjovt?



Hvor svært?



Materialer



Farv tegningen

