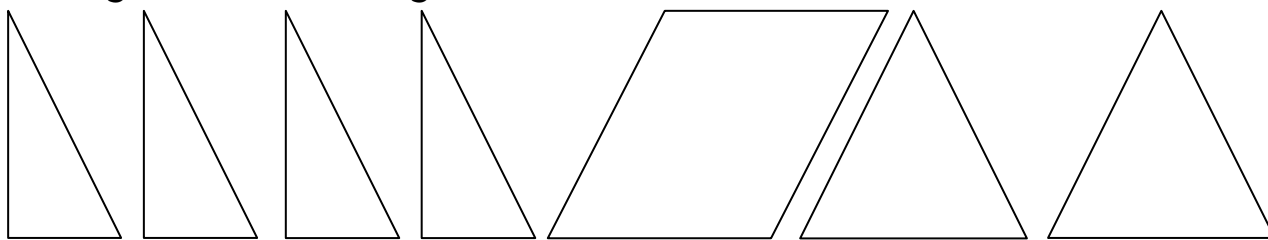
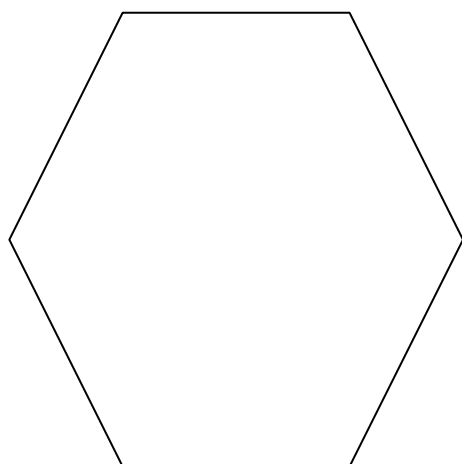


Lav figurer

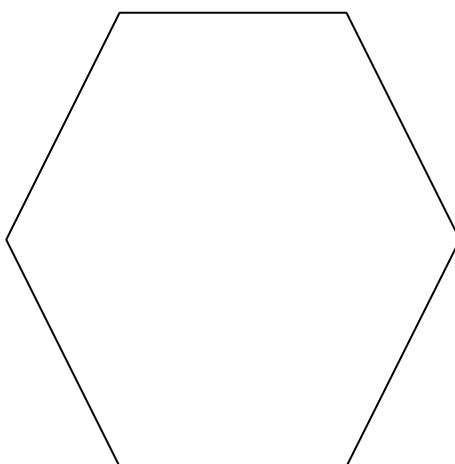
Tegn de 7 brikker over på et stykke papir og brug dem til at lave nedenstående figurer. Tegn hvordan du bruger brikkerne.



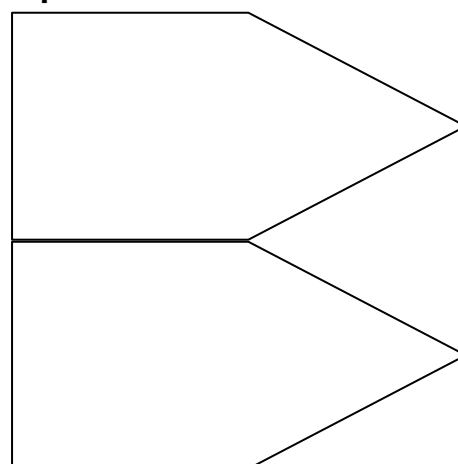
6 kant nummer 1



6 kant nummer 2



2 pile



Regn stykkerne

$\begin{array}{r} 56 \\ + 23 \\ \hline \hline \end{array}$	$\begin{array}{r} 63 \\ + 12 \\ \hline \hline \end{array}$	$\begin{array}{r} 56 \\ + 4 \\ \hline \hline \end{array}$	$\begin{array}{r} 78 \\ + 13 \\ \hline \hline \end{array}$	$\begin{array}{r} 92 \\ + 107 \\ \hline \hline \end{array}$	$\begin{array}{r} 738 \\ + 261 \\ \hline \hline \end{array}$	$\begin{array}{r} 835 \\ + 165 \\ \hline \hline \end{array}$	$\begin{array}{r} 14232 \\ + 2613 \\ \hline \hline \end{array}$
$\begin{array}{r} 78 \\ - 42 \\ \hline \hline \end{array}$	$\begin{array}{r} 63 \\ - 53 \\ \hline \hline \end{array}$	$\begin{array}{r} 88 \\ - 83 \\ \hline \hline \end{array}$	$\begin{array}{r} 12 \\ - 8 \\ \hline \hline \end{array}$	$\begin{array}{r} 84 \\ - 16 \\ \hline \hline \end{array}$	$\begin{array}{r} 243 \\ - 31 \\ \hline \hline \end{array}$	$\begin{array}{r} 423 \\ - 324 \\ \hline \hline \end{array}$	$\begin{array}{r} 84926 \\ - 3824 \\ \hline \hline \end{array}$

Omregn målene

1 meter og 12 centimeter: _____ meter _____ centimeter
 3 meter og 64 centimeter: _____ meter _____ centimeter
 7 meter og 45 centimeter: _____ meter _____ centimeter

Skriv logbog

Har du lavet noget der handler om matematik i denne uge, så fortæl om det her:

